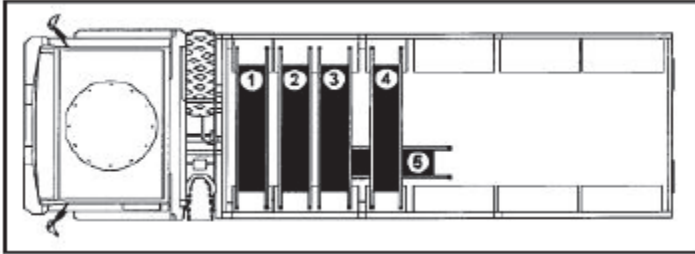
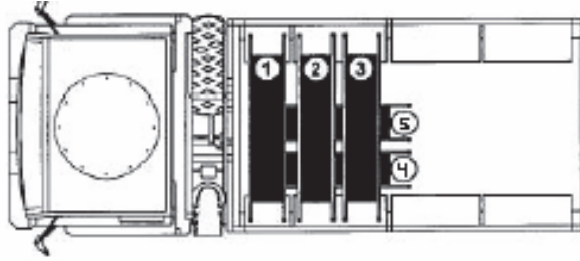


EFMB Test Score Sheet EVAC — LOAD CASUALTIES ONTO NONSTANDARD VEHICLE (5-TON M-1085, M-1093, OR 2 ½-TON M-1081) (For use of this form, see AMEDDC&S HRCOE Pam 350-10, the proponent is MCCS-OPE)		
CANDIDATE'S RANK AND NAME	CANDIDATE #	
TASK: LOAD CASUALTIES ONTO NONSTANDARD VEHICLE (5-TON M-1085, M-1093, OR 2 ½-TON M-1081).		
CONDITIONS: Given an un-configured, nonstandard vehicle (without bow and canvas), five treated casualties secured on litters with straps, and cravats. You and three non-candidate Soldiers will form a litter squad, with you serving as the number 1 person to load the casualties.		
STANDARDS: Configure the vehicle properly. Prioritized, loaded, and secured five casualties within 15 minutes, in the proper sequence, without causing further injury to the casualties.		
NOTE: THIS TASK HAS BEEN MODIFIED FOR EFMB TESTING PURPOSES ONLY.		
PERFORMANCE STEPS/MEASURES	GO	NO-GO
1. Survey and prioritize the casualties to determine loading sequence.		
NOTE: Time starts when the candidate starts surveying the casualties, starts the steps to secure the casualties onto the litters, or starts the steps to configure the vehicle.		
NOTE: Casualties are prioritized IAW Table 7-1, Medical Evacuation Precedence, in this publication. A DD Form 1380 will be placed on each casualty with the exact verbiage of injuries from the TCCC- Triage Casualties task.		
2. Verify the security of the straps on the five casualties on litters.		
3. Serve as the number 1 person and, with the assistance of the non-candidate Soldiers, move the litters to the vehicle.		
NOTE: The candidate will only be evaluated on either the M-1085, M-1093, or M-1081.		
4. Configure and load an M-1085.		
 <p>M-1085 Configuration.</p>		
a. Lower the seats and secure the vertical support brackets in place. Remove any debris and trash.		
b. Place four litters (litter numbers 1 through 4) crosswise on the seats, forward, next to the cab. Secure the litters individually to the seats with cravats using nonslip knots.		
NOTES: 1. Casualties may be loaded either head to head or head to toe. 2. The non-candidate Soldiers may assist the candidate by securing the litters to the vehicle. However, it is still the candidate's responsibility to ensure that the litters are properly secured.		
c. Place one litter (litter number 5) lengthwise on the floor, forward toward the cab, feet first, ensuring that the casualty's head is exposed from under the upper litters. Secure the litter to the vertical seat supports with cravats using nonslip knots.		
5. Configure and load an M-1093.		
a. Lower the seats and secure the vertical support bracket into place. Remove any debris and trash.		
b. Place three litters (litter numbers 1 through 3) crosswise on the seats, forward, next to the cab. Secure the litters individually to the seats with cravats using nonslip knots.		
NOTES: 1. Casualties may be loaded either head to head or head to toe. 2. The non-candidate Soldiers may assist the candidate by securing the litters to the vehicle. However, it is still the candidate's responsibility to ensure that the litters are properly secured.		

c. Place two litters (litter numbers 4 and 5) lengthwise on the floor, forward toward the cab, feet first. Secure the litters together and to the vertical seat support with cravats using nonslip knots.



M-1093 Configuration.

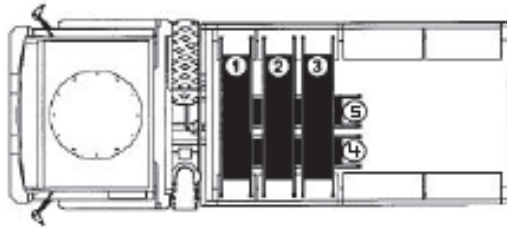
6. Configure and load an M-1081.

a. Lower the seats and secure the vertical support bracket into place. Remove any debris and trash.

b. Place three litters (litter numbers 1 through 3) crosswise on the seats, forward, next to the cab. Secure the litters individually to the seats with cravats using nonslip knots.

NOTES: 1. Casualties may be loaded either head to head or head to toe. 2. The non-candidate Soldiers may assist the candidate by securing the litters to the vehicle. However, it is still the candidate's responsibility to ensure that the litters are properly secured.

c. Place two litters (litter numbers 4 and 5) lengthwise on the floor, forward toward the cab, feet first. Secure the litters together and to the vertical seat support with cravats using nonslip knots.



M-1081 Configuration.

7. Raise and secure the tailgate.

NOTE: Time ends when the tailgate is secured.

8. Did not cause further injury to the casualties.

9. Perform all performance steps/measures within 15 minutes.

10. Met all administrative requirements for this task

EVALUATOR WRITES: CANDIDATE'S TIME FOR THE TASK:

REASON(S) FOR FAILURE

DOES THE CANDIDATE WISH TO REBUT THIS TASK?
(CANDIDATE INITIALS APPROPRIATE BOX)

YES

NO

LANE OIC/NCOIC INITIALS

EVALUATOR'S SIGNATURE

DATE